


**GAMA TECHOS BIOPLAC / GAMA DECORACIÓN DECOROLA / GAMA DECORPANEL**

SISTEMAS 100%  
**BIOPLAC**

## 01.1 Gama techos BIOPLAC

## 1.1 GAMA BASIC

## Gama vista 600x600

gama  
BASIC  
A24

	ref	medidas mm	Ud/pal	m2/pal	€/m2
Lisa vista light	101L	600x600x15	384	138,24	<b>6,51</b>
Fisurada vista light	102L	600x600x15	384	138,24	<b>6,38</b>
Rugosa vista light	103L	600x600x15	384	138,24	<b>6,38</b>
Micro vista light	104L	600x600x15	384	138,24	<b>6,38</b>
Capris vista light	105L	600x600x15	384	138,24	<b>6,38</b>
Nova vista	120	600x600x20	288	103,68	<b>6,38</b>

## Gama escalón 600x600

gama  
BASIC  
E24

	ref	medidas mm	Ud/pal	m2/pal	€/m2
Lisa escalón	201	600x600x20	288	103,68	<b>7,16</b>
Fisurada escalón	202	600x600x20	288	103,68	<b>7,52</b>
Rugosa escalón	203	600x600x20	288	103,68	<b>7,52</b>
Micro escalón	204	600x600x20	288	103,68	<b>7,52</b>
Capri escalón	205	600x600x20	288	103,68	<b>7,52</b>
Rodas escalón	206	600x600x20	288	103,68	<b>7,52</b>
Mediterráneo escalón	207	600x600x20	288	103,68	<b>7,52</b>
Sol escalón	208	600x600x20	288	103,68	<b>7,52</b>
Papel escalón	209	600x600x20	288	103,68	<b>7,52</b>
Egipto escalón	210	600x600x20	288	103,68	<b>7,52</b>
Ibiza escalón	211	600x600x20	288	103,68	<b>7,52</b>
Hélices escalón	213	600x600x20	288	103,68	<b>7,52</b>
Flores escalón	214	600x600x20	288	103,68	<b>7,52</b>
Esfera escalón	215	600x600x20	288	103,68	<b>7,52</b>
Futura escalón	216	600x600x20	288	103,68	<b>7,52</b>
Diamante escalón	224	600x600x20	288	103,68	<b>7,52</b>
Rectangle escalón	225	600x600x20	288	103,68	<b>7,52</b>
Cubic 3D escalón	227	600x600x20	288	103,68	<b>7,52</b>
Arabian escalón	329	600x600x20	288	103,68	<b>7,89</b>

## 1.2 GAMA ADVANCE


gama  
ADVANCE  
E15

## Gama E-15 600x600



	ref	medidas mm	Ud/pal	m2/pal	€/m2
Lisa escalón E15	301	600x600x20	288	103,68	<b>8,51</b>
Nova escalón E15	320	600x600x20	288	103,68	<b>8,42</b>
Capri escalón E15	305	600x600x20	288	103,68	<b>8,42</b>
Cantabric escalón E15	316	600x600x20	288	103,68	<b>8,42</b>

## Gama semiperforadas 600x600



	ref	medidas mm	Ud/pal	m2/pal	€/m2
Sónar semiperf light A24	322L	600x600x15	384	138,24	<b>7,55</b>
Sónar semiperf E24	323	600x600x20	288	103,68	<b>7,89</b>
Sónar semiperf E15	327	600x600x20	288	103,68	<b>8,79</b>
Q-Delta semiperf E24	221	600x600x20	288	103,68	<b>8,55</b>

\*Recomendamos pintar los modelos lisos debido a su acabado extremadamente delicado.

## 01.1 Gama techos BIOPLAC

## 1.3 GAMA ACOUSTIC



Gama perforadas 600x600

ref

medidas mm

Ud/pal

m2/pal

€/m2



Perforada A24 + vitro y aluminio

118

600x600x20

288

103,68

**23,26**

Perforada E24 + vitro y aluminio

218

600x600x20

288

103,68

**23,75**

Perforada E15 + vitro y aluminio

318

600x600x20

288

103,68

**25,84**

Q-Delta E24 + vitro y aluminio

522

600x600x20

288

103,68

**24,48**

## 1.4 GAMA THECNIC



Gama ocultas 600x600


ref

medidas mm

Ud/pal

m2/pal

€/m2



Lisa oculta O24

701L

600x600x28

192

69,12

**13,98**

Capri oculta O24

705

600x600x28

192

69,12

**13,98**

Semiperforada O24

712

600x600x28

192

69,12

**19,41**

Q-Delta semiperf O24

722

600x600x28

192

69,12

**22,22**

## 1.5 GAMA FIX - METRO



ref

medidas mm

Ud/pal

m2/pal

€/m2



Placa lisa contramolde (tapa)

801

1000x600x20

50

30,00

**5,03**

Placa lisa maciza

813

1000x600x16

50

30,00

**4,90**

Placa Staff con galces

802

1000x600x16

50

30,00

**5,95**

## 1.52 GAMA MACHIMBRADA

ref

medidas mm

Ud/pal

m2/pal

€/m2

Lisa machimbrada

601

600x600x28

128

46,08

**12,18**

Otros modelos

-

600x600x28








































128

46,08

**13,22**

## 01.2 Gama decoración DECOROLA

## 1.20 GAMA INTERIOR DESIGN

Molduras		ref	medidas mm	Ud/pal	€/ml
	MOLDURA 0	M000	5x5x125	630	1,53
	MOLDURA 1	M001	4x4x100	792	1,37
	MOLDURA 2	M002	4x4,5x100	792	1,52
	MOLDURA 3	M003	4x6x100	554	1,77
	MOLDURA 4	M004	6x5x125	550	1,77
	MOLDURA 5	M005	8x6x125	320	2,10
	MOLDURA 6	M006	10x5,5x120	320	2,26
	MOLDURA 7	M007	5x7x100	448	1,77
	MOLDURA 7,5	M0075	5'5x8'5x120	408	2,12
	MOLDURA 8	M008	5,5x5x100	554	2,55
	MOLDURA 9	M009	6,5x6x110	554	2,71
	MOLDURA 10	M010	5'5x3'5x125	710	1,77
	MOLDURA 10,5	M0105	6x5x120	576	1,77
	MOLDURA 11	M011	4'5x4'5x125	720	1,77
	MOLDURA 12	M012	5'5x7'5x120	442	1,82
	MOLDURA 13	M013	5'5x4x100	720	1,77
	MOLDURA 14	M014	4'5x5'5x100	512	1,79
	MOLDURA 15	M015	6'5x5x110	504	1,81
	MOLDURA 16	M016	9x7x120	336	1,77
	MOLDURA 17	M017	5x5'5x120	648	2,10
	MOLDURA 18	M018	10x6x100	260	2,10
	MOLDURA 19	M019	7'5x6'5x100	312	1,81
	MOLDURA 20	M020	6x6x100	338	1,77
	MOLDURA 21	M021	4'5x5x125	528	1,77
	MOLDURA 22	M022	12x8x1.15	198	2,73
	MOLDURA 23	M023	10x5x125	312	2,11
	MOLDURA 25	M025	3x4x125	950	1,77
	MOLDURA 26	M026	4'5x5x120	648	1,77
	MOLDURA 27	M027	10x6x120	320	2,27
	MOLDURA 28	M028	10x6x120	380	2,31
	MOLDURA 29	M029	6,5x4,5x110	648	2,27
	MOLDURA 30	M030	8,5x5,5x100	380	2,27
	MOLDURA 31	M031	2.5x3.5x100	950	1,77
	MOLDURA 32	M032	6x4'5x100	512	1,77
	MOLDURA 33	M033	6,5x5,5x100	380	2,56
	MOLDURA 34	M034	8x4x120	380	2,58
	MOLDURA 35	M035	11x4,5x116	380	2,87
	MOLDURA 37	M037	5x6x110	544	2,56
	MOLDURA 38	M038	9,5x3,5x100	380	2,72

## 01.2 Gama decoración DECOROLA

## Escocias



	ref	medidas mm	€/ml
ESCOCIA 1	E001	11x12'5x120	<b>5,95</b>
ESCOCIA 2	E002	12x12x120	<b>5,95</b>
ESCOCIA 6	E006	12'5x13x125	<b>5,95</b>
ESCOCIA 10	E010	13x14,5x125	<b>10,56</b>
ESCOCIA 19	E019	23.5x16x125	<b>16,29</b>

## Frisos



	ref	medidas mm	€/ml
FRISO 1	F001	5'5x3x100	<b>3,31</b>
FRISO 2	F002	6x3x100	<b>3,31</b>
FRISO 3	F003	4x2x100	<b>3,31</b>
FRISO 4	F004	4x2x100	<b>3,31</b>
FRISO 5	F005	4x2x115	<b>4,01</b>
FRISO 6	F006	4x2'5x115	<b>3,80</b>
FRISO 7	F007	6'5x2x100	<b>3,51</b>
FRISO 8	F008	3x2x100	<b>3,51</b>
FRISO 9	F009	10x3,5x100	<b>4,73</b>
FRISO 10	F010	14x2x115	<b>4,73</b>
FRISO 11	F011	4x2x100	<b>4,01</b>
FRISO 12	F012	4x2x100	<b>4,01</b>
FRISO 13	F013	4x2x100	<b>4,01</b>
FRISO 14	F014	3x2x100	<b>4,01</b>
FRISO 15	F015	2x2x100	<b>4,01</b>

## Canal oscuro



	ref	medidas mm	€/ml
CANAL OSCURO	CO44	4x4x120	<b>2,88</b>
CANAL OSCURO	CO444	4x4x4x120	<b>3,95</b>
CANAL OSCURO	CO4410	4x4x10x125	<b>5,01</b>
CANAL REBAJADO	CO44R	4x4x120	<b>2,88</b>
CANAL OSCURO variable	CO4415	4x4x15-20-25-30x125	<b>7,01</b>



## 01.2 Gama decoración DECOROLA

## Bóvedas



BOVEDA  
VIGA 1  
VIGA 2

ref

medidas mm

€/ml

B01	7,5x57,5x100	13,70
V01	5X13.5X100	8,48
V02	5X12X100	8,48

## Arcos



ARCO 1  
ARCO 2  
ARCO 4  
ARCO 7  
ARCO 8  
ARCO 9  
ARCO 12  
ARCO 13

ref

medidas mm

€/ml

2010	6,5x50x100	33,93
AC02	6,5x30x100	38,85
AC04	15x30x122	41,84
AC07	9x28,5x100	61,52
ARC8	15x30x120	75,71
AC09	20x50x140	170,72
C2012	35x80x240	30,47
C2030	25x65x270	146,96

## Canets



CANET 0  
CANET 1  
CANET 2  
CANET 3  
CANET 4  
CANET 5  
CANET 6  
CANET 7  
CANET 8  
CANET 9  
CANET 11  
CANET 12  
CANET 13  
CANET 14

ref

medidas mm

€/ud

CA00	15x12x6.5	4,93
CA01	15x50x24	14,10
CA02	17x34x7.5	11,82
CA03	11.5x14x18	10,17
CA04	6x33x40	12,83
CA05	6x20x17	9,21
CA06	6.5x16x4	4,93
CA07	23.5x20x33	16,66
CA08	23x10x5.5	10,69
CA09	30x17x7	12,77
2111	19x30x35	15,45
CA12	37x43x56	29,93
CA13	30x15x14	10,19
2114	17x42x10	10,59

## Plafones



PLAFÓN 1  
PLAFÓN 2  
PLAFÓN 3  
PLAFÓN 5  
PLAFÓN 6  
PLAFÓN 9  
PLAFÓN 10  
PLAFÓN 11  
PLAFÓN 12  
PLAFÓN 13  
PLAFÓN 14  
PLAFÓN 15

ref

medidas mm

€/ud

FL01	Ø510mm	10,46
FL02	Ø430mm	8,24
FL03	Ø510mm	9,26
FL05	Ø550mm	11,22
FL06	Ø480mm	9,97
FL09	Ø510mm	9,89
FL10	Ø520mm	9,97
FL11	Ø520mm	12,51
FL12	Ø385mm	7,01
FL13	Ø520mm	10,82
FL14	Ø200mm	6,05
FL15	Ø385mm	10,94

## 01.2 Gama decoración DECOROLA

## Varios



APLIQUE LUZ n°1

ref	medidas mm	€/ud
AP01C	16x15x31	<b>26,45</b>



APLIQUE LUZ n°2

AP02C	14x15x37	<b>26,45</b>
-------	----------	--------------



APLIQUE LUZ n°3

AP03	15x38x18,5	<b>26,45</b>
------	------------	--------------



APLIQUE LUZ n°5

AP05C	15x15,5x31	<b>26,45</b>
-------	------------	--------------



APLIQUE LUZ n°7 en V

2617	17,5x16,5x16,5	<b>26,45</b>
------	----------------	--------------



CORTINERO

C01	22,5x14,5x1,20	<b>4,17 m/l</b>
-----	----------------	-----------------



REGISTRO marco y tapa

REG01	38x38	<b>6,70</b>
-------	-------	-------------



REGISTRO marco y tapa

REG02	40x30	<b>6,70</b>
-------	-------	-------------



REJILLA VENTILACIÓN s/marco

REGVEN	25,5x28,5	<b>4,29</b>
--------	-----------	-------------



TAPA NICHOS

TN30	900x700x30	<b>28,14</b>
------	------------	--------------

## Cúpulas y pilares



CÚPULA LUZ INDIR. 65

ref	medidas mm	€/ml
2660	Ø65	<b>81,71</b>



CÚPULA LUZ INDIR. 100

2690	Ø100	<b>111,82</b>
------	------	---------------



CÚPULA LUZ INDIR. 120

2612	Ø120	<b>159,32</b>
------	------	---------------



CÚPULA ESTRIADA

0808	Ø100 c: 14	<b>62,75</b>
------	------------	--------------



PILARCIRCULAR DE 30 A 50cm

PILC40	Ø 40	<b>40,11</b>
--------	------	--------------

ref	medidas mm	€/ml
-----	------------	------



COLUMNA MESA 42

C2745	Ø30 a: 45 b: 28 c: 28	<b>81,16</b>
-------	-----------------------	--------------



COLUMNA MESA 73

C2772	Ø30 a: 72 b: 28 c: 28	<b>88,01</b>
-------	-----------------------	--------------

COLUMNA JONICA ESTRIADA

2702	Ø22 a: 22 b: 207 c: 30	<b>253,74</b>
------	------------------------	---------------

COLUMNA DORICA ESTRIADA

2703	Ø22a: 34 b: 205 c: 34	<b>239,38</b>
------	-----------------------	---------------

COLUMNA LISA

1215	Ø22 a: 34 b: 300 c: 31	<b>332,79</b>
------	------------------------	---------------

COLUMNA LISA VARIABLE

2704	Ø22 a: 22 b: 208,5 c: 30	<b>148,71</b>
------	--------------------------	---------------

## Estanterías



ESTANTERIA TABISTAND 20

ref	medidas mm	€/ml
E20	20x4x1250	<b>6,96</b>

ESTANTERIA TABISTAND 25

E25	25x4x1250	<b>7,68</b>
-----	-----------	-------------

ESTANTERIA TABISTAND 30

E30	30x4x1250	<b>8,52</b>
-----	-----------	-------------

ESTANTERIA TABISTAND 35

E35	35x4x1250	<b>8,97</b>
-----	-----------	-------------

ESTANTERIA TABISTAND 40

E40	40x4x1250	<b>10,24</b>
-----	-----------	--------------

ESTANTERIA TABISTAND 45

E45	45x4x1250	<b>11,35</b>
-----	-----------	--------------









ESTANTERIA TABISTAND 50

E50	50x4x1250	<b>12,65</b>
-----	-----------	--------------



## 01.2 Techos decorativos DECORPANEL

## 1.21 GAMA INTERIOR DESIGN PLACAS DECORADAS DECORPANEL®

	ref	medidas mm	Ud/pal	m2/pal	€/m2
Abedul laminado 	D606001	600x600x12,5	384	138,24	<b>13.89</b>
	D126001	1200x600x12,5	192	138,24	<b>13.89</b>
Metalizado 	D6606	600x600x12,5	384	138,24	<b>13.89</b>
	D126002	1200x600x12,5	192	138,24	<b>13.89</b>
Cerezo W2 	D606003	600x600x12,5	384	138,24	<b>13.89</b>
	D126003	1200x600x12,5	192	138,24	<b>13.89</b>
Cemento 	D606015	600x600x12,5	384	138,24	<b>13.89</b>
	D126015	1200x600x12,5	192	138,24	<b>13.89</b>
Roble blanco 	D66RO	600x600x12,5	384	138,24	<b>13.89</b>
	D126016	1200x600x12,5	192	138,24	<b>13.89</b>
Haya W 	D606002	600x600x12,5	384	138,24	<b>13.89</b>
	D1267022	1200x600x12,5	192	138,24	<b>13.89</b>
Negro R9011 	D669011	600x600x12,5	384	138,24	<b>13.89</b>
	D1269011	1200x600x12,5	192	138,24	<b>13.89</b>
Colores personalizados 	D6060P	600x600x12,5	384	138,24	<b>14.99</b>
	D126P	1200x600x12,5	192	138,24	<b>14.99</b>

\*\*Compatible con toda la gama de perfiles Bioplac Profiles lo que permite una amplia variedad de posibilidades.

